

**GREEN AUDIT REPORT
FOR
GEETHANJALI COLLEGE OF ENGINEERING AND TECHNOLOGY
Cheeryal (V), Keesara (M), Medchal (Dist.),
Telangana PIN-501301**



**Carried For
Academic Session
(2021-2022)**

Carried Out By



**ELION TECHNOLOGIES & CONSULTING PVT LTD
307, 3rd Floor Local Shopping Centre, Lal Market,
H Block, Vikas Puri, New Delhi - 110018
Tel: +91-11-28531884, +91-11-28541888
Web: www.elion.co.in, Email: safety@elion.co.in**



CONTENTS

Sr. No.	Topic	Page No.
1	Introduction	3
2	Environmental setting	6
3	Green Audit	8
3.1	Good Daylight Design and Ventilation	8
3.2	Water Efficiency	10
3.3	Wastewater Management	10
3.4	Indoor Air Quality	11
3.5	Energy Efficiency	12
3.6	Onsite Energy Generation	13
3.7	Temperature and Acoustic Control	13
3.8	Paper Waste Management	15
3.9	E-waste Management	15
3.10	Solid Waste Management	15
3.11	Universal Access and Efficient Operation & Maintenance of Building	16
3.12	Green Belt/ Landscaping	17
3.13	Green Initiatives taken up by Institute	18
4	Recommendations / Suggestions	19
4.1	Improving energy consumption	19
4.2	Water conservation	20
4.3	Paper and other waste reduction	20
4.4	Other	21
	Annexure 1: Indoor Gardening Details	22
	Annexure 2: Green Audit Checklist	25



1. INTRODUCTION

Geethanjali College of Engineering & Technology has been structured to take head on the changing trends of technology. The idea of setting up the college emerged when no other college could cater to the needs of a student in his/her endeavor to acquire wholesome education. The very strength of Geethanjali lies in its principles of providing the right learning environment for the student who does not have to compromise throughout the learning process of becoming global citizen.

The college recognizes that the rapidly changing technological landscape would require young technocrats with an understanding of evolving technologies, but also with a global perspective. A major goal of Geethanjali is to impart a uniquely broad and interdisciplinary Engineering education of the highest academic quality. This is achieved through an integrated curriculum that consists of a highly diverse set of technical courses, interdisciplinary research projects, day-to-day interaction with industry, and preparation in entrepreneurship and personality development courses.

At Geethanjali learning pushes all boundaries of conventional thought in pursuit of understanding science in relation to the society. Every concept a Geethanjali acquires carries the inbuilt awareness of how it can be applied to render human life better.

Over the years since it was established, there has been dynamic progress at Geethanjali in all academic and research activities, and a parallel improvement in facilities and infrastructure, to keep it on par with the best institutions in India. The campus epitomizes the Geethanjali motto, "Striving towards perfection" in providing the best of infrastructure and ambience. Geethanjali keeps a keen eye on the current trends and innovations happening in the industry and offers learning methods, which are designed to meet the evolving requirements of the industry.

Elion Technologies and Consulting Pvt Ltd (Elion) team carried out audit of premises for academic session 2021-2022. During the audit Elion team carried out visit of entire campus i.e. classrooms, library, washrooms, staff rooms, administration department, accounts department and hostels.



Campus Information

The college is offering courses in following fields:

- B.Tech-CE
- B.Tech-EEE
- B.Tech-ME
- B.Tech-ECE
- B.Tech-CSE
- B.Tech-IT
- B.Tech-CSE(CS)
- B.Tech-CSE(AIML)
- B.Tech-CSE(DS)
- B.Tech-CSE(IoT)
- M.Tech (CSE)
- MBA

Details of the infrastructure of Geethanjali College of Engineering & Technology is as per below:

Total Area: 12 acres

Green Area: 3310 Sq.m

Building Name	Areas (Sq. meters)	Number of Floors
Block-I	11,175.04	G+3
Block-II	5,654.07	G+3
Block-III	7,201.96	G+3
Block-IV	2,577.11	G+3
Block-V	12,473.65	G+3
Block-VI (Sheds)	1,691.12	-

During Audit, ELION team interacted with following stakeholders:

Name	Designation
Mr. Naveen Ram	Administrative Officer
R. Odaih	NSS Coordinator
Dr. R. Prasanna Kumar	Registrar
Prof. K. Somasekhara Rao	Dean-Student Affairs
Mr. Abdul Rafi	HOD(Department of Civil Engineering)



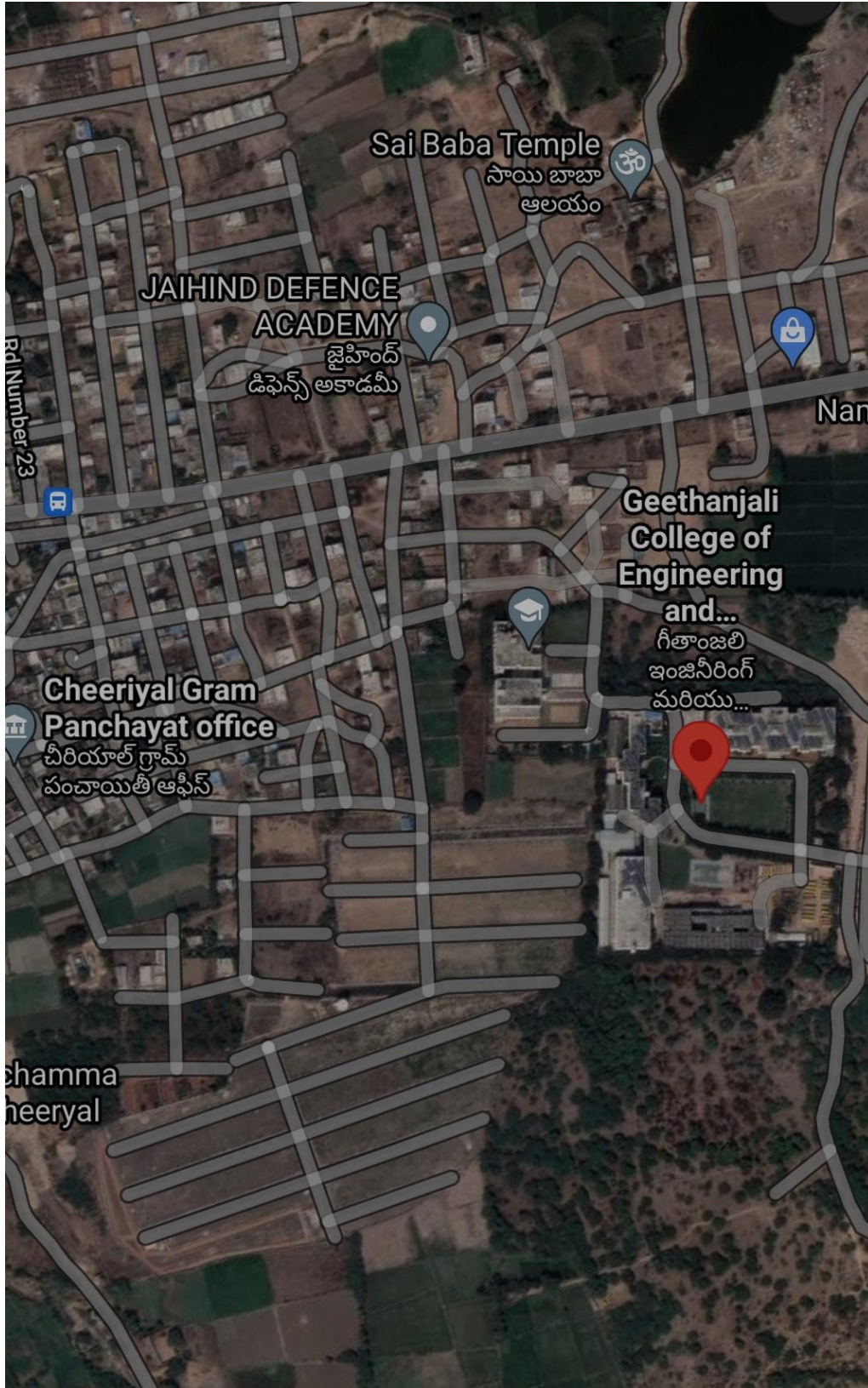
K. Keerthi	Assistant professor (Department of Civil Engineering)
V. Anusha	Assistant Professor (Department of Civil Engineering)
D. Varun Kumar	Assistant Professor (Department of Civil Engineering)
Gardener 1	A1 VIII Class pass
Gardener 2	A2 VIII Class minimum 6 years of experience

2. ENVIRONMENTAL SETTING

The land use around the campus is mainly mix of residential and commercial area. There are educational institutes such as Jai Hind Defence Academy and Sri Narayan Global High School, Temples, Hostels and a cricket ground.



Geethanjali College of Engineering and Technology Campus



Location of Geethanjali College of Engineering and Technology Campus


3. GREEN AUDIT

For Green Audit following 13 major areas (including their subsections) were covered and compliance/ initiatives under these areas were verified/ validated.

- a) Good Daylight Design and Ventilation
- b) Water Efficiency
- c) Wastewater Management
- d) Indoor Air Quality
- e) Energy Efficiency
- f) On-site Energy Generation
- g) Temperature and Acoustic Control
- h) Paper Waste Management
- i) E-Waste Management
- j) Canteen and Solid Waste Management
- k) Universal Access and Efficient Operation and Maintenance of Building
- l) Green Belt
- m) Green Programs (Green initiatives)

3.1 Good Daylight Design and Ventilation

- a) Corridors are wide with good ceiling height. All the corridors receive good daylight.
- b) Blinds are provided on the windows to avoid glare.
- c) Laboratories are provided with exhaust fans to disperse heat, fumes and odours.
- d) Stair cases receive daylight through windows provided at various levels.
- e) Classrooms, Labs and Library have large windows. Windows are kept open to adequate daylight.



Good daylight and Ventilation in classrooms



Main staircase which receives daylight



Daylight in Computer Lab



Daylight in Drawing Lab



Daylight in Lab

3.2 Water Efficiency:

- a) Bore well is used for water supply in the campus.
- b) Rain water harvesting system is installed in all the blocks.
- c) Water conservation faucets in washrooms were not seen. Installation of such faucets can save water and will help in minimizing the water footprint of the institute.
- d) Normally mops are used for floor cleaning and hose is used for cleaning once a week.
- e) Dual flushing system is provided in the washrooms.
- f) Signage are provided in washrooms emphasizing water conservation.
- g) Water from air conditioning unit and reject water from water purifiers is not reused within the institute.
- h) Water coolers & purifiers are installed at drinking water supply points.



Washroom

List of water tanks available in the college:

Location	Tank Capacity	Type Underground/Overhead
Block-I	10,000 Ltrs.	Over head
Block-II	20,000 Ltrs.	Over head
Block-III	10,000 Ltrs.	Over head
Block-IV	10,000 Ltrs.	Over head
Block-V	10,000 Ltrs.	Over head

3.3 Wastewater Management:

- a) College is in the process of installing sewage treatment plant to treat grey water.
- b) Sewage Treatment plant should be provided and all the water should be



recycled.

3.4 Indoor Air Quality:

Indoor Air Quality (IAQ) refers to the air quality within and around buildings and structures, as it relates to the health and comfort of building occupants. Some common indoor pollutant are listed as below:

- Molds and other allergens – This may arise from water seeping into the building envelope or skin, plumbing leaks, condensation due to improper ventilation, or from ground moisture penetrating a building part.
- Volatile organic compounds (VOCs) – VOCs are emitted by paints and lacquers, paint strippers, pesticides, office equipment such as copiers and printers, correction fluids and carbonless copy paper, graphics and craft materials including glues and adhesives, permanent markers, and photographic solutions etc.
- Carbon monoxide – Sources of carbon monoxide are incomplete combustion of fossil fuels.
- Carbon dioxide – Due to human respiration
- Particulate matter – Due to construction and maintenance activities

Major observations under indoor air quality are as below:

- a) In classrooms the mode of ventilation is natural (through windows) and is enhanced by fans.
- b) Green belts have been set up in campus area.
- c) Heating Ventilation and Air Conditioning (HVAC) system does not exist.
- d) Indoor plants are seen in the College. Indoor plants can be plotted not only for the aesthetic appearance but also for health benefits. Refer **Annexure 1** for details.
- e) Exhaust fans are provided only in labs and washroom.
- f) IAQ awareness signage was missing in College. Information on sources, impacts and mitigation of indoor air pollution to be displayed within College for increasing awareness about indoor air pollution.
- g) Indoor Air Quality tests have not been carried out. Same needs to be carried out at least once a year.



Green belt

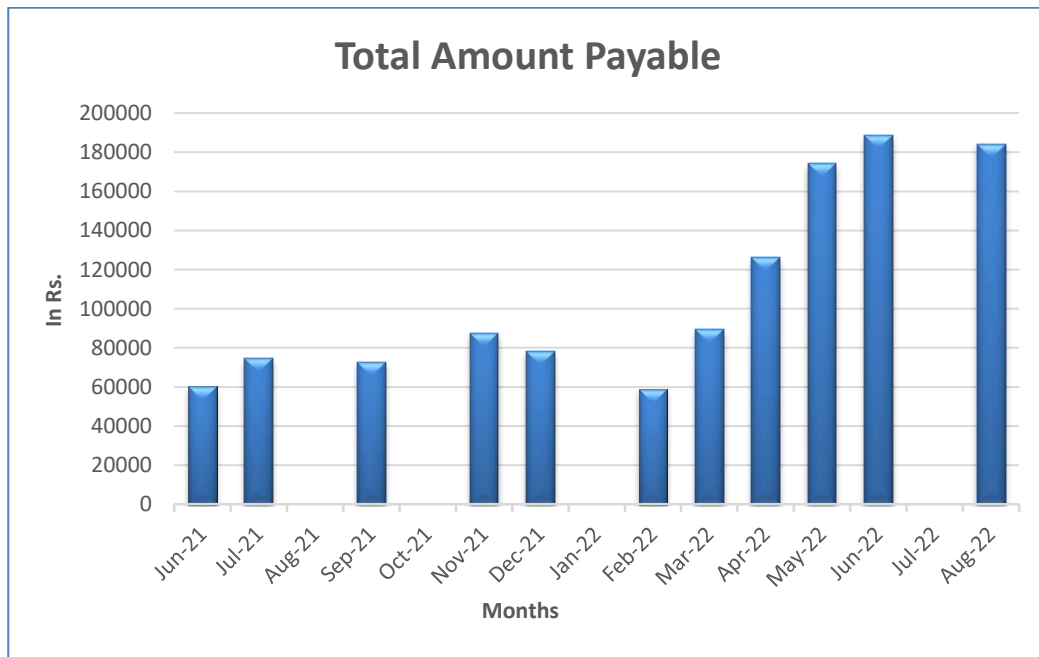
3.5 Energy Efficiency:

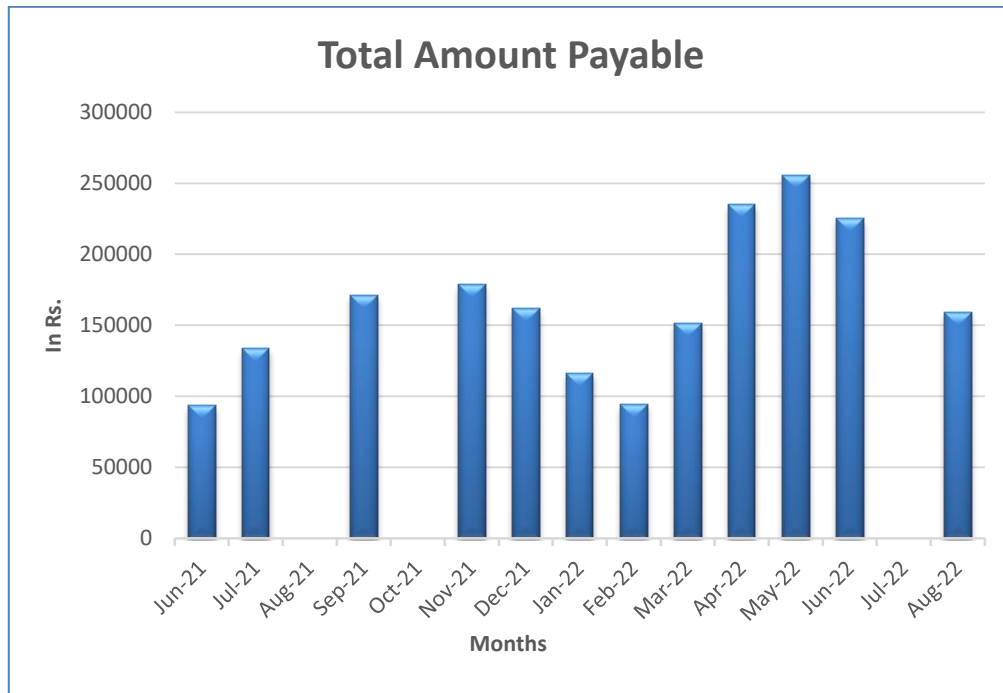
Electricity:

Power is supplied by local electricity department. The major electricity consuming equipment installed in the campus are Motors, Desktop, Printer, Fan, Tube light, CFL Bulb, LED Bulb and Street Lights.

Following is details of energy consumption:

For 125KVA



For 200KVA

It was observed that:

- a) LED tube lights & fans are installed in classrooms and labs. CFL and conventional tube lights are also used. College is in the process of replacing periodically the dysfunctional conventional tube lights with LED lights.
- b) Installation of 250KW Solar Power Plant.

3.6 On Site Energy Generation (usage of LPG/ Natural Gas):

- a) Back Up diesel generators are available.
- b) Solar Power plant of capacity 250KW is provided in the college.

3.7 Temperature and Acoustic Control


- a) White washed rooms & corridors and white/ off-white flooring improve the lighting conditions.
- b) The entire campus has green area.



Green Campus



Green Campus



Green Campus

- c) GCET has done tree plantation all around the building which helps in reducing temperature.

3.8 Paper Waste Management:

Being academic institution, waste paper is the main solid waste generated in the premises. The College has taken steps to minimize and avoid paper usage. It was observed that:

- a) Prints and photocopies are taken on both sides of the pages to avoid excess paper usage. Rather than photocopy, digitalization (scanning) is practiced.
- b) Faculty and administration staff uses old papers and envelopes for internal usages as rough work, file markers, page separators etc.
- c) Paper notices are displayed on the notice boards. Most of the storage is in library and staff room. After couple of years, old submissions and answer papers will be archived and stored in record room.
- d) Internal notices and communications are through E-mail/SMS.

3.9 E-Waste Management:

- a) GCET is digitalized to a large extent. This includes classrooms, library, internal mails etc.
- b) E-waste is collected and stored in respective department. Once in a year this e-waste is collected from respective department and given to vendor.

3.10 Solid Waste Management:

It was observed that:

- a) Wet waste and dry waste segregation is practiced in the premises. Separate bins are provided for wet biodegradable and dry recyclable waste.
- b) Generation of solid waste is quite less in the campus.



Separate Dust Bins

3.11 Universal Access and Efficient Operation and Maintenance of Building:

It was observed that:

- a) College is easily accessible. Staircase is provided for staff and students.
- b) Ramps are provided for specially abled.
- c) Fire extinguishers and fire hydrants are provided in major areas for emergency. They are inspected and serviced regularly.
- d) There is signages for emergency fire exit present. This is of crucial importance during emergency.
- e) Since the access and staircases are wide and uncluttered, it is possible to have a safe evacuation during emergency.
- f) Fire Safety Training is given to the staff regularly.



Ramps



Fire Extinguishers



Fire Hydrant System

3.12 Green belt/ Landscaping:

- a) Large trees are planted in the premises. Plantation also helps maintaining lower temperatures of the area. .
- b) Potted plants are also kept around the campus.
- c) Indoor plants are kept along the corridors and entrance of the building.



Green Belt



Green Belt



Potted Plants inside the College

3.13 Green Initiatives:

College is regularly celebrating Milap, Environment Day, and Earth Day and other Cultural programs.



Cultural Programs



4. RECOMMENDATIONS/ SUGGESTIONS

4.1 For Improving Energy Consumption:

- a) Every classroom and lab with central switch board can have a diagram linking location of a tube light, fan etc. with corresponding switch. This will ensure that correct fitting is switched on/ off and can save time & unnecessary operation.
- b) Installation of automatic lights with sensors can be considered.
- c) Standard Operation Procedures (SOPs) should be prepared and followed for green purchasing. Equipment with star rating, using eco-friendly materials; with safe disposal policy to be preferred. Policy of returning equipment at the end of life span to the supplier to be preferred.
- d) Conduct energy audit every two or three years and determine the lux levels within College. Energy audit can help in reduction in number of light fittings/ energy usage in the College.
- e) For purchasing new electronic appliances, star rating provided by Bureau of Energy Efficiency (BEE) should be considered. The equipment which has maximum star ratings could be purchased, which will consume less energy, ensure environmental sustainability and also operate at low cost.
- f) Usage of light reflectors is recommended as the reflectors can spread light to relatively large areas.
- g) Notices/ signages can be put up/ displayed near switches and on notice boards, informing students and staff to switch off all electricals when not in use.
- h) If possible, computers should be switched off from main power connections.
- i) Control sensors can help to reduce consumption by automatically dimming lights when people are not around, and keeping blinds open to use natural light & reduce energy consumption.
- j) Raise awareness:
 - Encourage students to help in monitoring energy consumption & implement corrective actions
 - Integrate energy education into classroom learning.



4.2 Water Conservation:

- a) Provide information on water usage and savings to students/ staff through notices, screen savers in computer labs.
- b) Dry sweep or use a sponge broom when possible, instead of using a hose to clean floors, sidewalks, or other hard surfaces.
- c) Minimize/ reduce water usage by installing water saving faucets such as pressmatic taps, tap aerators, jet sprays etc.
- d) Installation of waterless urinals can be considered to reduce water consumption.
- e) Rejected water from air conditioners and water cooler shall be use for gardening purpose.
- f) Water conservation faucets in washrooms were not seen. Installation of such faucets can save water and will help in minimizing the water footprint of the institute.
- g) Water balance diagram can be prepared to quantify the water consumption by installing water meters at key points. Based on data gathered, appropriate measures can be taken to reduce the water consumption.

4.3 Paper and other Solid Waste Reduction:

- a) Inventories of all solid waste generated in the premises must be maintained.
- b) Enhance recycling. This can be done by creating a group where students can recycle books, personal clothes and other material to needy students. This can be an initiative under green program.
- c) Standard Operating Procedures (SOP) for Solid and E-waste management and for recycling of waste should be prepared & practiced. The SOP's may include collection, segregation and reuse of different types of wastes, if any (e.g. biodegradable waste for composting). This will help in safe disposal of waste to recycle agencies.
- d) The college can introduce online app, which can be useful for conducting internal exams, assignment/ reports submission. This system can also be used for displaying important notices, timetables.
- e) Paper usage shall be monitored to understand the impact of digitization in the facility.
- f) Training as well as awareness programs should be organized on segregation of biodegradable waste and recycling of waste. Efforts should be taken to inform students about recycling options and signs should be



posted on appropriate bins indicating what could be dumped in each bin.





4.4 Others:





- a) Environmental advisory committee could be formed. The discussions/ information sharing among different departments can generate lot of ideas and awareness on green issues.
- b) Since each student uses computer lab, the screen savers can be set up for creating environmental awareness. (Ergonomics, water conservation etc.). Short 30 second pop up can be displayed on computer screens when they are on standby mode. Or wallpapers informing students about environment conservation can be created.
- c) Maintain minutes of meetings of environmental committees; evaluate the effectiveness of various environmental programs conducted by the institutes. Set annual targets for Green Initiatives & monitor them closely. Create 'Green Champions'.
- d) Consider detailed energy audit (energy consumption, thermal emission, visual comfort) and water audit.
- e) Adopt environmentally responsible purchasing policy, and work towards creating and implementing a strategy to reduce environmental impact of its purchasing decision.





ANNEXURE 1

INDOOR GARDENING DETAILS

Indoor plants are commonly used for their aesthetics benefits but they also have vital role reducing airborne pollution. The right choice of plants can be an excellent way of improving indoor air quality and general health. Local landscape contractor can be contacted for supply and rotation of these plants.

Plants	VOC it removes	Indoor source of VOC's	Plant care
 <p style="text-align: center;">Aloe Vera</p>	Formaldehyde, Trichloroethylene and Benzene	Chemical based cleaners and paints	Easy to grow with enough sunlight
 <p style="text-align: center;">Bamboo Plant</p>	Formaldehyde, Trichloroethylene and Benzene	Paints, Plastics, Wood products etc.	Thrives under low light conditions as well as easy to maintain
 <p style="text-align: center;">Chinese Evergreen</p>	Benzene	Paints	Low maintenance plant that prefers low light conditions.
 <p style="text-align: center;">English Ivy</p>	Formaldehyde, Benzene, Air borne fecal matter particles	Wood, Paper products, Air borne fecal – matter particles from pests	Easy to maintain

 <p>Janet Craig</p>	<p>Formaldehyde, Benzene and Trichloroethylene</p>	<p>Paints, Plastics, Wood products etc.</p>	<p>Medium to low light tolerant plant. Requires little water for growth.</p>
 <p>Golden Pothos or Devils Ivy</p>	<p>Formaldehyde, Cleanses air</p>	<p>Exhaust fumes, carpeting materials, panelling and furniture products made with particle board</p>	<p>Extremely easy to maintain under low to bright light conditions. Fast growing and grows well under Fluorescent light.</p>
 <p>Mass Cane</p>	<p>Formaldehyde, benzene and trichloroethylene</p>	<p>Paints, Plastics, Wood products etc.</p>	<p>Medium to low light tolerant plant. Requires little water for growth.</p>
 <p>Snake plant</p>	<p>Formaldehyde and trichloroethylene</p>	<p>cooking fuels, wood products, facial tissues, personal care products and waxed papers</p>	<p>Drought resistant and Tolerates a variety Of light conditions. Hard to damage or kill.</p>

 <p>Peace Lily</p>	<p>Formaldehyde, benzene and trichloroethylene</p>	<p>Paints, Plastics, Wood products etc.</p>	<p>Relatively easy to maintain. Survives in low light conditions.</p>
 <p>Red-edged Dracaena</p>	<p>Formaldehyde and trichloroethylene</p>	<p>cooking fuels, wood products, facial tissues, personal care products and waxed papers</p>	<p>Drought resistant and Tolerates a variety of light conditions. Hard to damage or kill.</p>
 <p>Spider Plant</p>	<p>Formaldehyde, benzene, carbon monoxide and xylene</p>	<p>cooking fuels, wood products, Printing</p>	<p>Easy to maintain under medium to bright light condition.</p>
 <p>Parlor Palm</p>	<p>Purifies indoor air</p>	<p>-</p>	<p>Easy to maintain</p>



ANNEXURE 2

GREEN AUDIT CHECKLIST

Good Daylight Design

Sr. No.	Design Feature	
1	Broad door opening	<input checked="" type="checkbox"/>
2	Clerestory/ High windows	<input checked="" type="checkbox"/>
3	Openings at the eastern and southern side	<input checked="" type="checkbox"/>
4	Rectangular building so that sunlight can reach all areas	<input checked="" type="checkbox"/>
5	Sunshade	-
6	Double or triple glazing on windows	-
7	Enough illumination	<input checked="" type="checkbox"/>
8	Light coloured fabric curtain or blind for window covering	<input checked="" type="checkbox"/>
9	Operable/ openable windows	<input checked="" type="checkbox"/>
10	Ultraviolet (UV) filtering windows	-
11	Use of exterior louvers to control glare	-
12	Use of glass as facilitator of natural light	<input checked="" type="checkbox"/>
13	Use of insulated and tinted glass to filter heat gain	-

Ventilation

Sr. No.	Design Feature	
1	Downdraft cooling system (a downward flow of air)	-
2	Ceiling height	<input checked="" type="checkbox"/>
3	Self-movement ventilators in the roof	-
4	Wide corridors	<input checked="" type="checkbox"/>
5	Operable windows	<input checked="" type="checkbox"/>
6	Use of exhaust fans	<input checked="" type="checkbox"/>



Temperature and Acoustic Control

Sr. No.	Design Feature	
1	Double roof	-
2	Earth air tunnel (cools air in summer and heat it in winter)	-
3	Green roof	-
4	Mud roof	-
5	Openings at the eastern and southern side	<input checked="" type="checkbox"/>
6	Roof with reflective tile/aluminium/asbestos	-
7	Sand stone cladding outside the walls	<input checked="" type="checkbox"/>
8	Special walls for temperature control (Thick/Double/cavity/fire/composite /green)	-
9	Use of cool roofing material (mineral wool, rock wool, vermiculite, foams, expanded polystyrene, extruded polystyrene etc.)	-
10	Use of daylight design (Building is constructed in such a way that diffused sunlight allows light but not the heat)	<input checked="" type="checkbox"/>
11	Use of insulation material (e.g. autoclaved aerated blocks, hollow blocks, Thermocrete or higher R- value material)	-
12	Use of water bodies/fountain	-
13	Climbing creepers fitted to window in summer	-
14	Lime coating for cool roof	-
15	Retrofitting the existing roofs with cool roof technology	-
16	White wash on the roof	<input checked="" type="checkbox"/>
17	Use of landscaping as sound barrier	-



Water Efficiency & Wastewater Management

Sr. No.	Measures	
1	Aerators to water taps	-
2	Automatic toilet faucets	-
3	Drip irrigation (for plant watering system)	-
4	Dual flush toilet with cistern	<input checked="" type="checkbox"/>
5	Efficient plumbing system	<input checked="" type="checkbox"/>
6	Sewage treatment plant for sewage recycle	-
7	Rainwater harvesting	<input checked="" type="checkbox"/>
8	Regular maintenance for leakage free plumbing system	<input checked="" type="checkbox"/>
9	Use of low flow/flow control water equipment or gadget	-
10	Water free urinals (No flush urinals/Zero flush urinals/Water less urinals/air based flushing system these save water used in toilet)	-

Energy Efficiency and On-site Energy Generation Mechanism

Sr. No.	Measures	
1	Avoid excessive lighting	<input checked="" type="checkbox"/>
2	Computerized monitoring of electrical system	-
3	Integrated energy saving design for natural cooling/heating	<input checked="" type="checkbox"/>
4	On-site energy generation	<input checked="" type="checkbox"/>
5	Photocell occupancy sensor for automatic light control	-
6	Regular maintenance of electrical system	<input checked="" type="checkbox"/>
7	Use of day lighting system	<input checked="" type="checkbox"/>
8	Use of energy efficient equipment	<input checked="" type="checkbox"/>
9	Use of energy saving bulbs (Compact florescent light/LED lights)	<input checked="" type="checkbox"/>
10	Solar panel	<input checked="" type="checkbox"/>



Sustainable Material for Building and Interior

Sr. No.	Strategy adopted	
1	Use of biodegradable material	<input checked="" type="checkbox"/>
2	Use of locally sourced material	<input checked="" type="checkbox"/>
3	Use of material with low embedded energy(i.e. stabilized earth blocks, straw bales, stones, sand stone chips, fly ash)	<input checked="" type="checkbox"/>
4	Use of nontoxic recycled content material and furniture	<input checked="" type="checkbox"/>
5	Use of post-consumer recycled material	<input checked="" type="checkbox"/>
6	Use of salvaged (Discarded or refused) material	<input checked="" type="checkbox"/>
7	Use of material which can recycled at end of useful life	<input checked="" type="checkbox"/>
8	Use of material which is simple to install without dangerous adhesive	<input checked="" type="checkbox"/>

Waste Management

Sr. No.	Measures	
1	Sale of books to its user for minimal charges	-
2	Sale of books to store or other library	-
3	Sale of weeded books to needy students	-
4	Send books and used papers to recycling organization	<input checked="" type="checkbox"/>
5	Avoid use of paper by going digital (Paper)	<input checked="" type="checkbox"/>
6	Lessen the margins while printing	<input checked="" type="checkbox"/>
7	Printing on both sides of paper	<input checked="" type="checkbox"/>
8	Reuse of printed paper/ envelops	<input checked="" type="checkbox"/>
9	Segregation of dry and wet waste	<input checked="" type="checkbox"/>
10	Setting up recycling area/ composting area	<input checked="" type="checkbox"/>
11	Creation of specified junctions for collection of E-waste(E-waste)	-
12	Donation of computers to NGO's to refurbish and give it to needy people	-
13	Hand over to organization or recycler who knows proper disposal system	<input checked="" type="checkbox"/>
14	Implementation of any recycling project or program	-
15	Purchase of electronic products from company's which have after sales service for the disposal of product with buyback policy	<input checked="" type="checkbox"/>
16	Installation of bins to collect garbage	<input checked="" type="checkbox"/>
17	Outsourcing recycling of garbage to agency	-
18	Recreating in to new sustainable products	<input checked="" type="checkbox"/>
19	Use of coloured bins with code to collect garbage	<input checked="" type="checkbox"/>

Environmental Audit

Sr. No.	Type of audit	
1	Energy audit (includes energy consumption, thermal comfort, visual comfort)	<input checked="" type="checkbox"/>
2	Sound/ Noise audit (includes indoor noise level, outdoor noise level)	-
3	Water and waste audit (includes water quality, solid waste generation, solid waste disposal process)	-



Universal Access and Efficient Operation and Maintenance of Building

Sr. No.	Design feature	
1	Easy access to the main entrance of the building	<input checked="" type="checkbox"/>
2	Elevator	<input checked="" type="checkbox"/>
3	Preferred car park spaces for specially abled	<input checked="" type="checkbox"/>
4	Ramp/ stairs with handrails on at least one side	<input checked="" type="checkbox"/>
5	Restrooms (toilets) in common areas	<input checked="" type="checkbox"/>
6	Uniformity in floor level	<input checked="" type="checkbox"/>
7	Audio guidance for specially abled	-
8	Availability of wheel chair	-
9	Braille assistance for specially abled	-
10	Personalized services by staff for differently abled	<input checked="" type="checkbox"/>
11	Visual warning signage in common and exterior areas	-
12	Follow standard procedures for commissioning of electrical/plumbing system	<input checked="" type="checkbox"/>
13	Purchase of standardized and quality material for repair	<input checked="" type="checkbox"/>
14	Regular maintenance of building	<input checked="" type="checkbox"/>
15	Use of chemical free products for cleaning	<input checked="" type="checkbox"/>
16	User awareness program to minimize damage of property	<input checked="" type="checkbox"/>



Green Program

Sr. No.	Green program	
1	Buying recycled material	<input checked="" type="checkbox"/>
2	Creation of “Green Team” in the institution/library	-
3	Green education i.e. to become leader in environmental awareness	-
4	College conduct graduate program by library science/Any other department	<input checked="" type="checkbox"/>
5	Outreach relationships with local groups interested in environmental concern and satisfy their information needs	<input checked="" type="checkbox"/>
6	Providing external membership to small and local libraries (MOU with other colleges, -internal collegiate library loan)	-
7	Recycling beyond books i.e. paper, aluminum, plastic, e-waste	<input checked="" type="checkbox"/>
8	Reduce, Reuse and recycle of the products (At the time of disposal of library material)	<input checked="" type="checkbox"/>
9	Regular purchase of books/ magazines related to sustainability	<input checked="" type="checkbox"/>
10	Selection of material content of which informs and assesses green practices (green computing, energy conservation, organic gardening etc.)	<input checked="" type="checkbox"/>
11	Contribute library information on sustainability resources to a campus publication, blog or website	<input checked="" type="checkbox"/>
12	Creation of topical online resource guide (on sustainability etc.)	<input checked="" type="checkbox"/>
13	Disseminating expert advice about sustainability to other colleges to make their own college greener	-
14	E Publishing reviews of new green resources in the newsletter or news	-
15	Digitization	<input checked="" type="checkbox"/>
16	E-archiving	-
17	E-resources : E books, Online Journals, membership of consortium	-
18	Subscription to databases	-

- Provided P - Planned